

# Horace Mann Educator Advisory Panel Survey\*

Horace Mann Market Intelligence

November 2018

---

Community Involvement (Page 2)

Distracted Driving Awareness (Page 4)

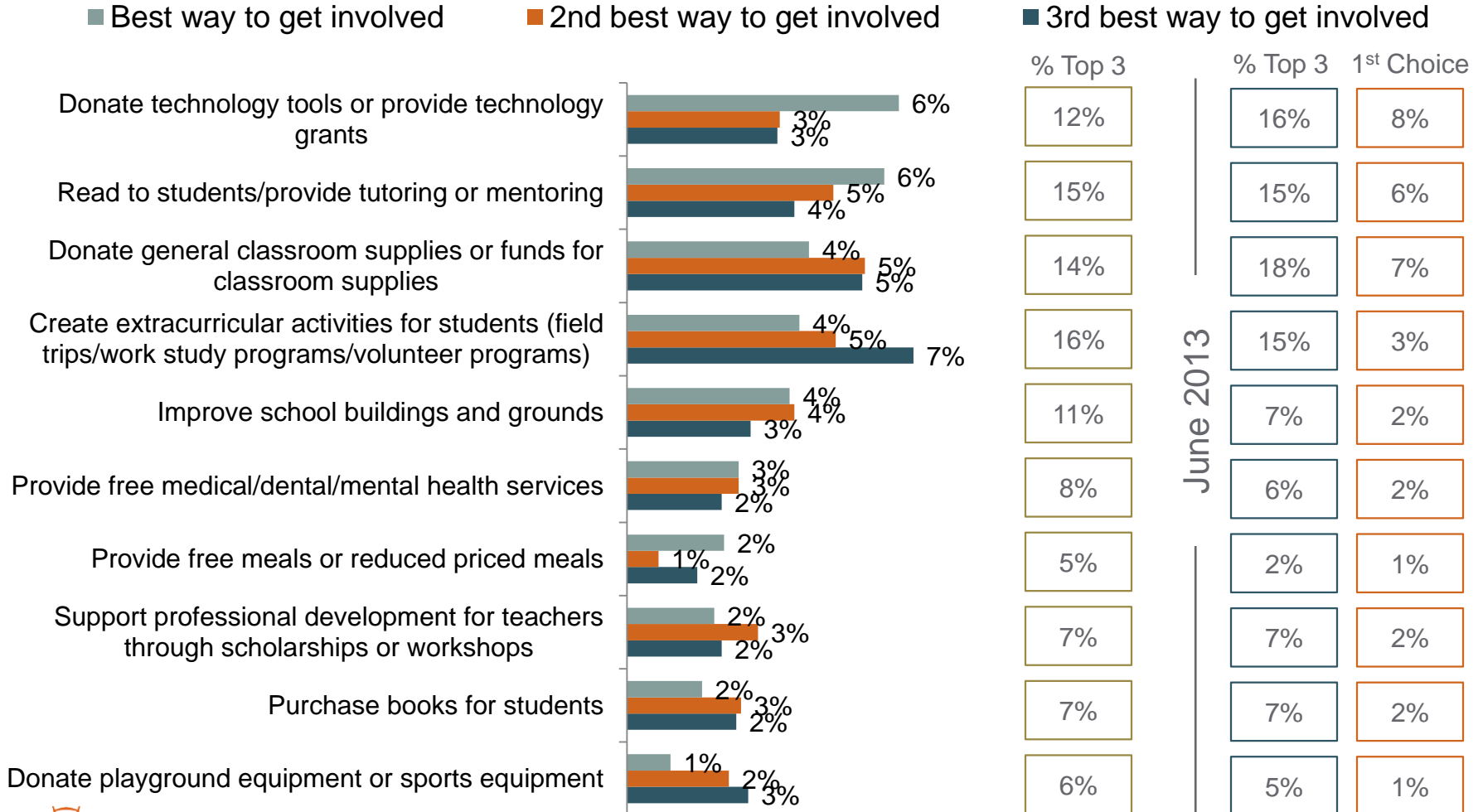


\*The Horace Mann Educator Advisory Panel has been in place since 2004 and consists of educators from across the country. Educators that sign up for the advisory panel are asked to complete 4 to 5 online surveys each year. Survey topics include a mix of educational-related topics and topics related to insurance and retirement. Currently, around 1,700 educators belong to the panel and are mostly Public K-12 teachers. Less than 15% of the panel members are Horace Mann customers.

# Community Involvement

Considering all the ways community groups or individuals can get involved with their local school district, and considering the needs of your students, what are the top 3 ways you'd like to see your community become more involved with your school?

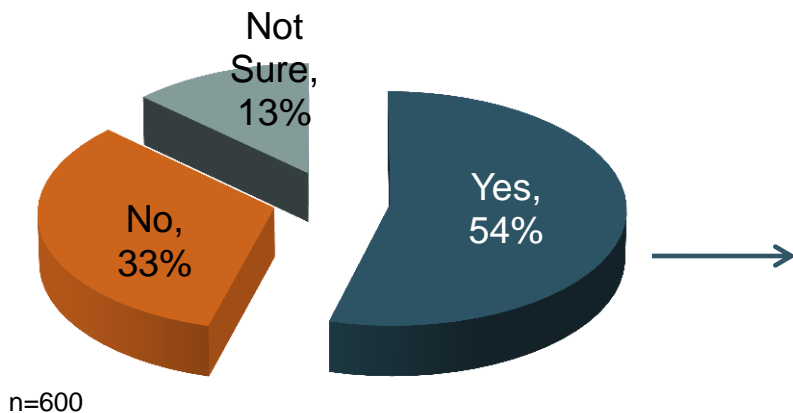
Question was first asked in June 2013.  
Technology continues to be a top priority.



n=603

# Student Volunteers

Are students encouraged to volunteer at your school for things like building cleanup or student mentoring?

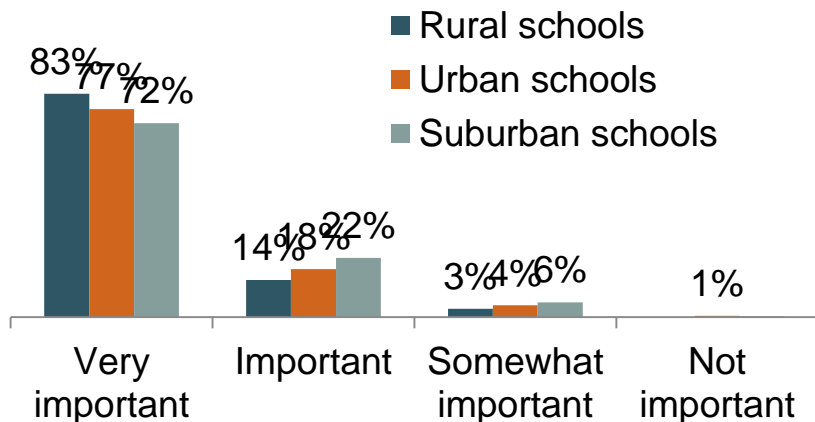


## Ways students are getting involved at school:

(percent of total comments from teachers)

- General clean up including recycling, 18%
- Work with younger students, 11%
- Beautify the building - paint or hang posters in the hallway, 10%
- Safety awareness or patrol, anti-bullying, 10%
- Participate in clubs at school, 10%
- Plant gardens, 8%
- Special projects, 7%
- Community good works, 7%
- Student council or other student organizations, 6%
- Tidy up the playground or pick up trash outside, 6%
- Taking personal responsibility, 3%
- Lunch room or cafeteria work, 3%
- Getting parents/others involved, 1%

How critical is community involvement to schools in rural, suburban, or urban areas?



n=601

# Distracted Driving Student Worksheets

## Worksheet #1

Name \_\_\_\_\_



### Helping those who drive us pay attention to driving

- ☉ Circle the word that best describes what they should be paying attention to

What should the driver be paying attention to?




Lipstick

Driving



Driving

Food & Drink



Phone

Traffic


## Worksheet #2

Name \_\_\_\_\_



### Which drivers are paying attention to the road?

- ☉ Color the pictures that show drivers who are paying attention.
- ✗ Cross out pictures that show drivers who are not paying attention.



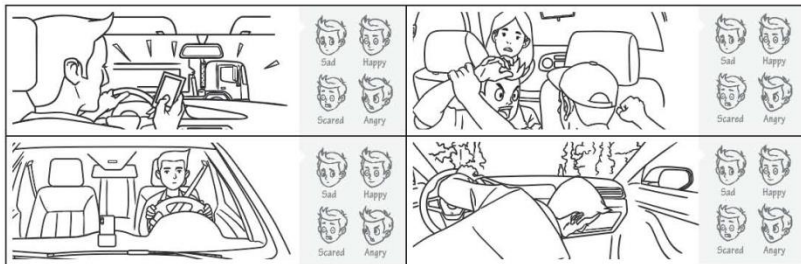
# Distracted Driving Student Worksheets

## Worksheet #3

Name \_\_\_\_\_


How would you feel if you were a passenger in these cars?

☞ Circle the face that shows how you would feel



Circle all of the pictures which show something that is not safe

☞ For each picture you have circled, below that picture write what is dangerous about what they are doing.



_____	_____	_____	_____
_____	_____	_____	_____
_____	_____	_____	_____
_____	_____	_____	_____

## Worksheet #4

Name \_\_\_\_\_

Even though we can't drive we can still help keep ourselves and our families safe

☞ For each of the pictures draw a line connecting the picture to what you could say if you were in the car



"Dad look out! You are about to hit a tree."

"I don't feel safe when you use your phone while driving me."

"Mom, it scares me when you are putting on lipstick and not looking at the road."

"Dad, I like that you don't look at your phone while driving."

"Mom, I feel safe when you drive me."

"We need to stop fighting so mom can pay attention to driving."

When I get my driver's license I will be a safe driver

☞ Circle all the statements that show how you will drive when you get you driver's license

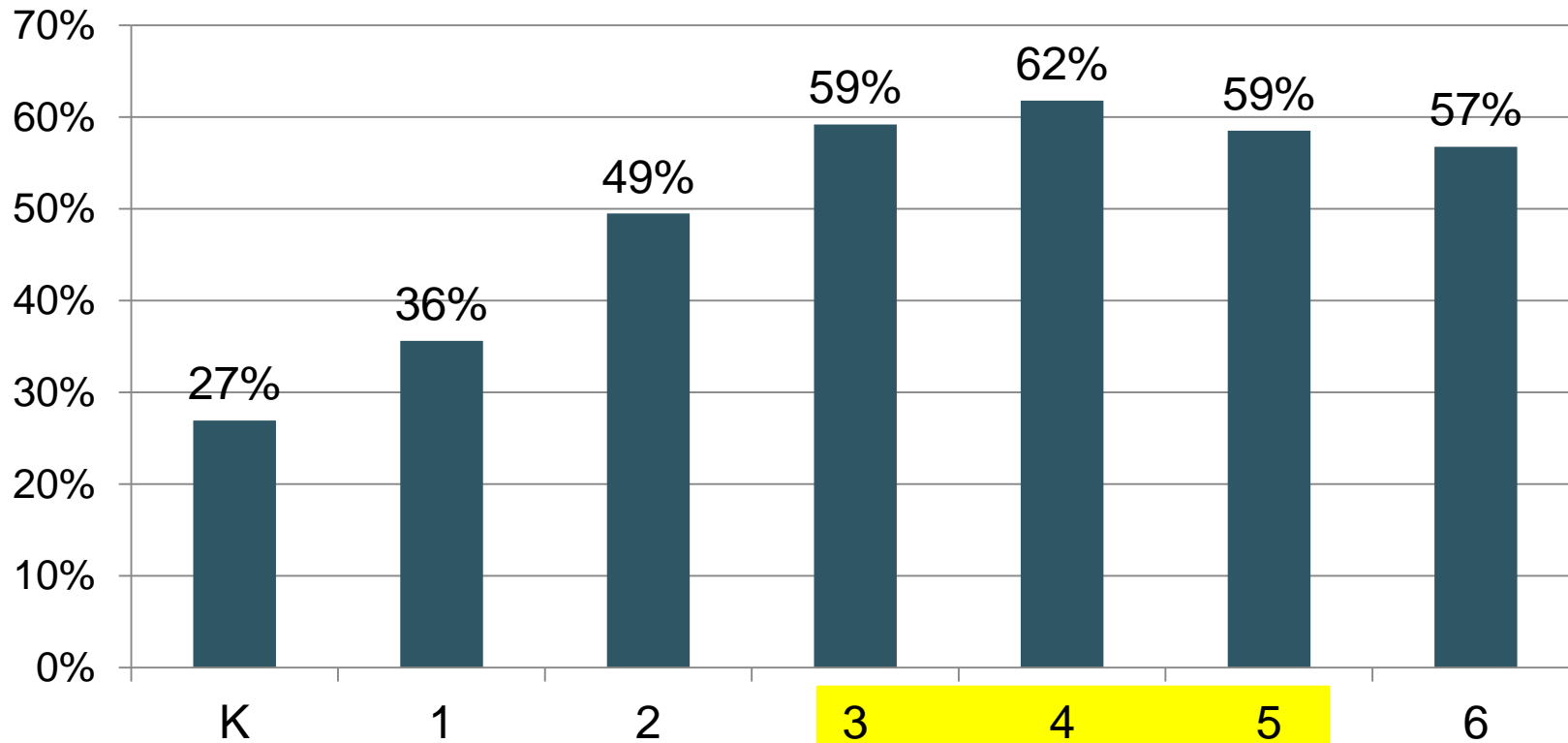
When I get my driver's license I will:

- Drive with both my hands on the wheel
- Drive while eating and drinking
- Let my friends jump around and scream and yell in my car
- Put my phone away so it does not distract me
- Use my cell phone to play games when driving
- Keep my eyes focused on the road in front of me
- Reach into the backseat or on the floor to grab things
- Wear my seat belt and have all my passengers wear their seat belts

# Distracted Driving Student Worksheets

What grade level would these worksheets be most appropriate for?

*Select all that apply.*



*Most appropriate for grades 3 through 5, possibly 6.*

n=576 educators, 2,006 total responses

# Distracted Driving Student Worksheets

Thinking about the grade level(s) you chose in the previous question ...

*Is the message conveyed clearly?*

*Are the worksheets well designed and the pictures clear and relatable?*

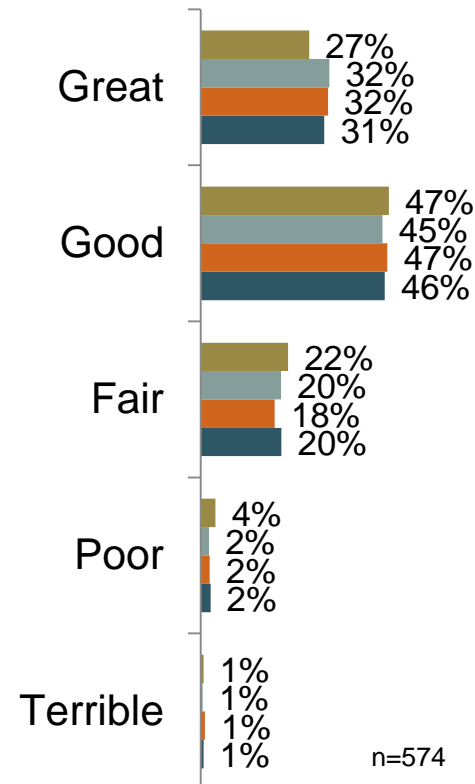
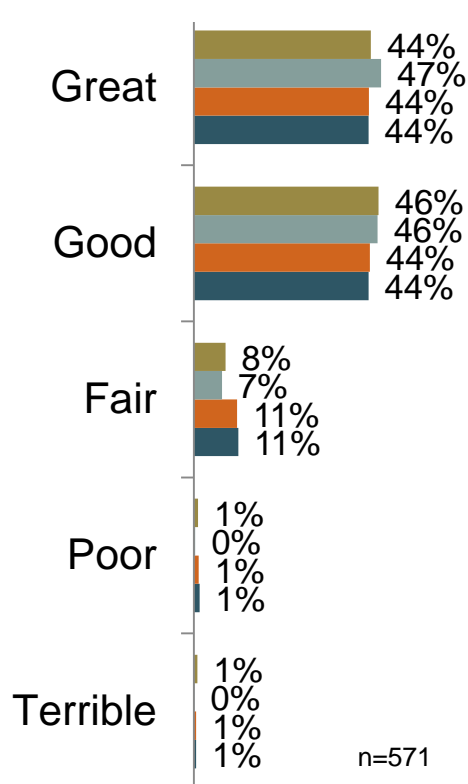
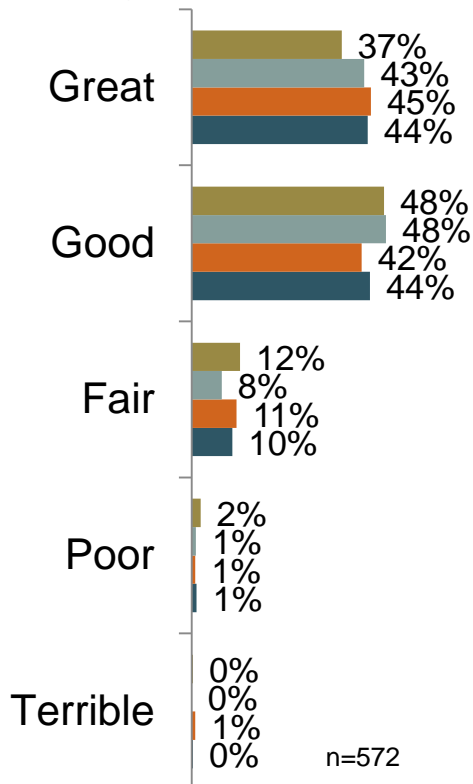
*Are the worksheets fun and engaging?*

■ #1 Helping those who drive us pay attention to driving.

■ #2 Which drivers are paying attention to the road?

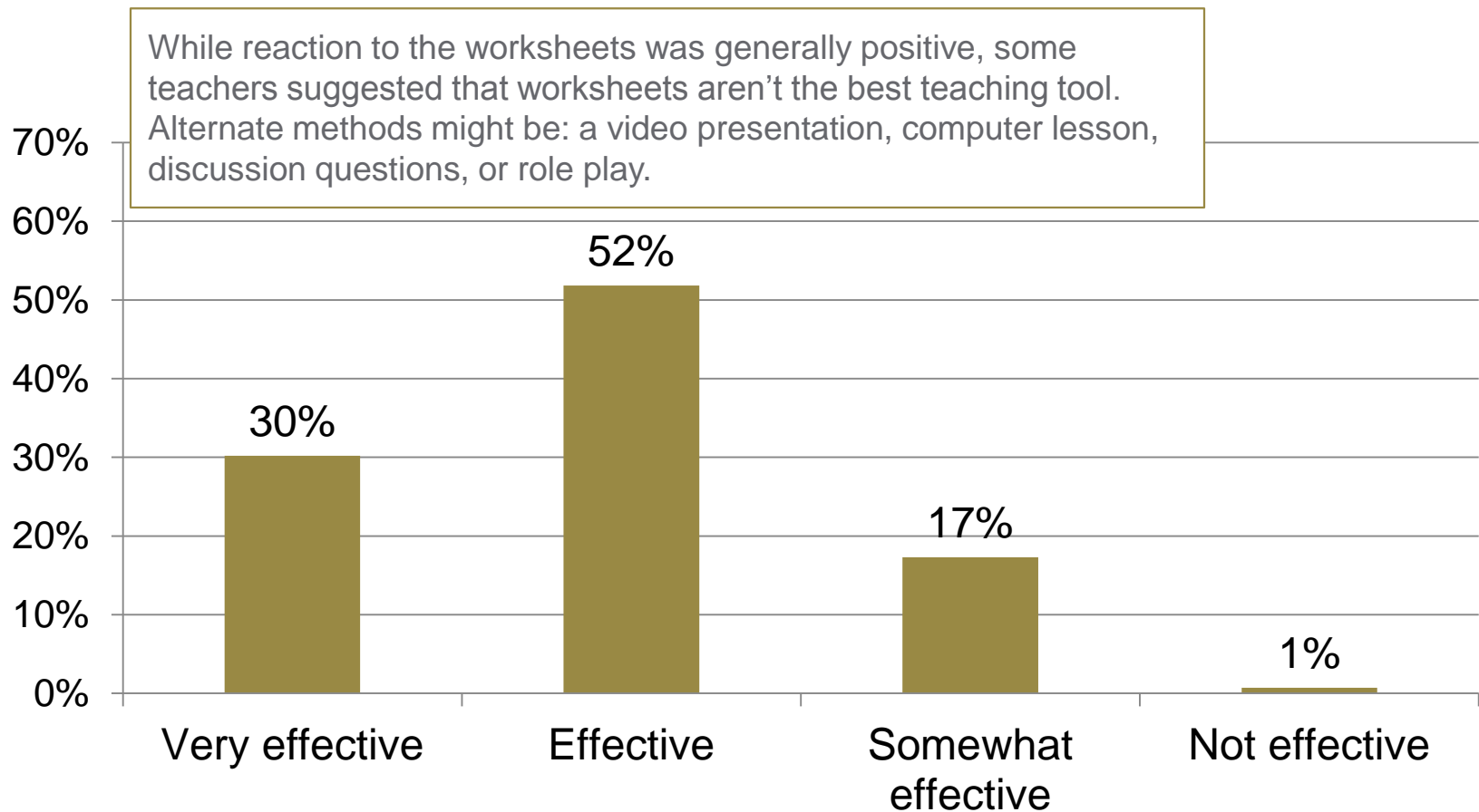
■ #3 How would you feel if you were a passenger in these cars?

■ #4 Even though we can't drive we can still help ...



# Distracted Driving Student Worksheets

Overall, do you believe these worksheets effectively communicate the dangers of distracted driving to elementary school students?



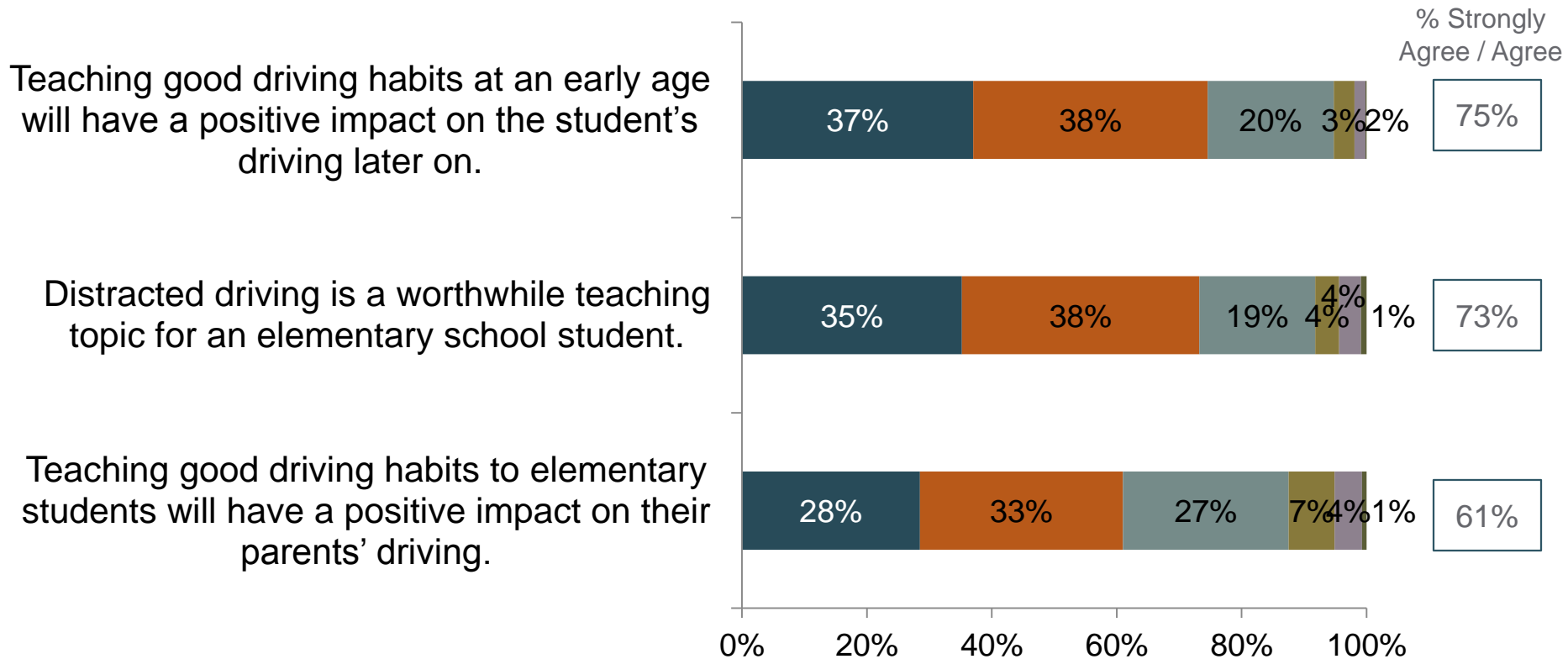
n=573



# Distracted Driving Student Worksheets

How much do you agree or disagree with the following statements?

■ Strongly agree  
 ■ Agree  
 ■ Slightly agree  
 ■ Slightly disagree  
 ■ Disagree  
 ■ Strongly disagree



n=571

# Distracted Driving Student Worksheets

What other thoughts do you have about these four worksheets?

- Great idea and message! An important topic.
- Worksheets aren't an effective teaching tool. Most work is on computer now.  
Maybe try:
  - Video or interactive computer lesson
  - Discussion questions or experiences
  - Role play
- Suggestions for worksheet design:
  - Pictures are too small and too many of them. Too busy.
  - Would take too long to complete.
  - Simple and straightforward, gets message across, but not challenging.
  - Topic may be more appropriate for middle school and high school students.
  - Be careful about gender balance, diversity, and stereotypes in images.
  - Be careful about teaching young people something that seems critical of adults.
- A good idea but not enough class time to incorporate.
  - Topic should be addressed at home.